


MDE Series

Molding Power Inductors

Size 0640



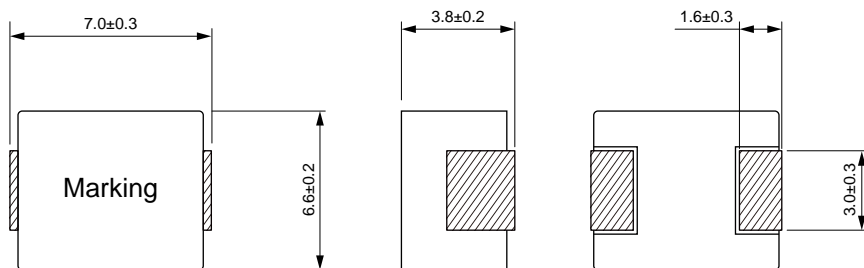
FEATURES

-
-
- °C
-
- U
-
- O C C
- Q

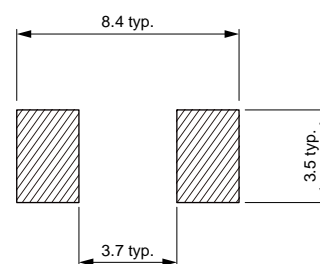
APPLICATION

- L PC
-
- B
- DC DC
- B
-

Dimensions: [mm]



Land Pattern: [mm]



Electrical Properties:

MDE	R M				
MDE	R M				
MDE	R M				
MDE	R M				
MDE	R M				
MDE	R M				
MDE	R M				
MDE	R M				
MDE	M				
MDE	M				
MDE	M				
MDE	M				
MDE	M				

Saturation Current will cause L to drop approximately 30%

Temperature Rise Current: The actual value of DC current when the temperature rise is $\Delta T=40^{\circ}\text{C}$