
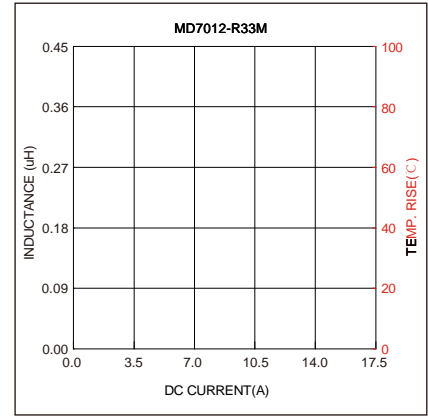
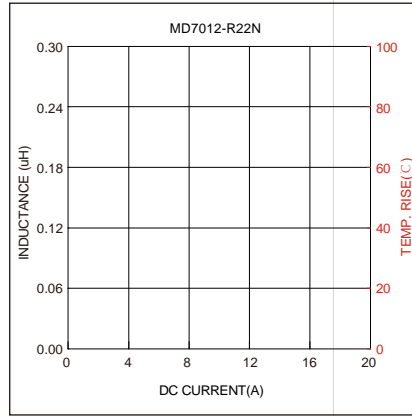
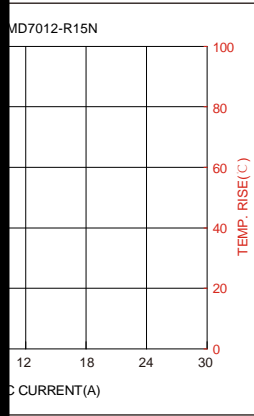




Electrical Characteristics:



1730448 4406 Td(1430)Tj0.48 Td(1170448 44010.036 4.502 Td(0.18)Tj0 TwT1 Td(0.27)Tj18.036 4.348640.3164 T.106.2622 640.3164 T.154.2622 640.3164 T.1721 0 0 1 425.5645 14 ET0.1 w 900

Typical Electrical Characteristics:

