

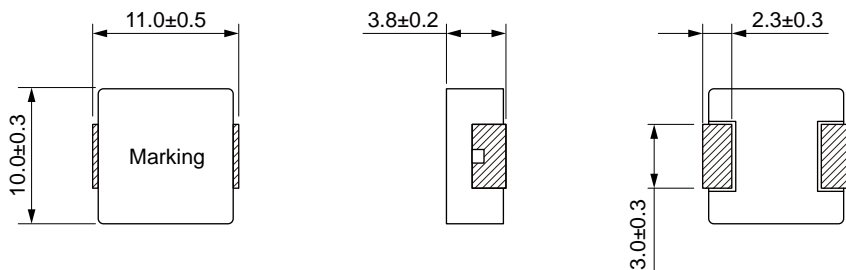
SMD Low Profile High Current Molded Inductor Size 1040



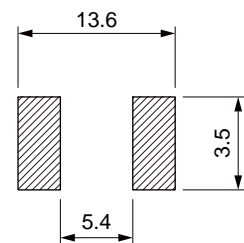
- Molded type
- High saturation current due to CIP material
- Nature air gap and no acoustic noise
- Different sizes available
- Quantity: 500pcs

- High current DC/DC converter
- LC filter

Dimensions: [mm]



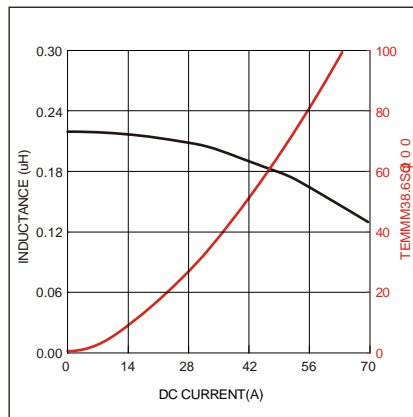
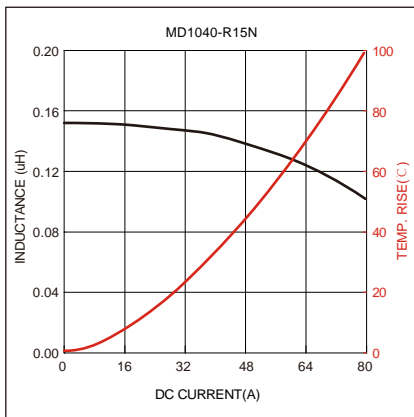
Land Pattern: [mm]



Electrical Properties:

	(μH)			Saturation	($\text{m}\Omega$)	($\text{m}\Omega$)
MD1040-R15N	0.15	$\pm 30\%$	43.0	75.0	0.50	0.60
MD1040-R22M	0.22	$\pm 20\%$	35.0	60.0	0.80	1.00
MD1040-R33M	0.33	$\pm 20\%$	31.0	60.0	1.00	1.20
MD1040-R36M	0.36	$\pm 20\%$	31.0	60.0	1.05	1.20
MD1040-R47M	0.47	$\pm 20\%$	28.0	43.0	1.30	1.50
MD1040-R56M	0.56	$\pm 20\%$	25.0	40.0	1.60	1.80
MD1040-R68M	0.68	$\pm 20\%$	22.0	39.0	2.40	2.70
MD1040-1R0M	1.00	$\pm 20\%$	18.0	36.0	3.00	3.30
MD1040-1R5M	1.50	$\pm 20\%$	16.0	33.0	4.00	4.60
MD1040-2R2M	2.20	$\pm 20\%$	12.0	27.0	6.50	7.00
MD1040-3R3M	3.30	$\pm 20\%$	11.0	20.0	10.8	11.8
MD1040-4R7M	4.70	$\pm 20\%$	10.0	17.0	15.0	15.5
MD1040-5R6M	5.60	$\pm 20\%$	9.00	14.0	17.0	19.3
MD1040-6R8M	6.80	$\pm 20\%$	8.50	13.5	17.5	23.3
MD1040-8R2M	8.20	$\pm 20\%$	8.00	12.5	20.0	22.5
MD1040-100M	10.0	$\pm 20\%$	7.50	12.0	27.0	30.0

Typical Electrical Characteristics:



Typical Electrical Characteristics:

