

# ACMA Series

## Common Mode Filters For Automotive Signal Line

### Size 4532



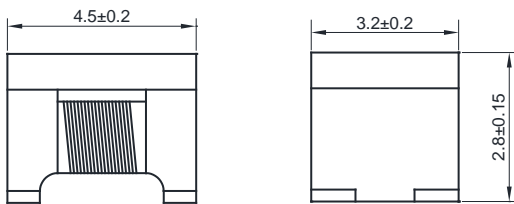
#### FEATURES

- Compact products, whose characteristics are equivalent to that of conventional products.
- ACMA4532ETH for automotive Ethernet, which uses our unique technology, is a product that can realize higher-level Sd21 mode conversion characteristics while maintaining a high L-value of 200 $\mu$ H.
- AEC-Q200 qualified
- Operating temperature : -40 to +125°C
- Quantity: 500pcs

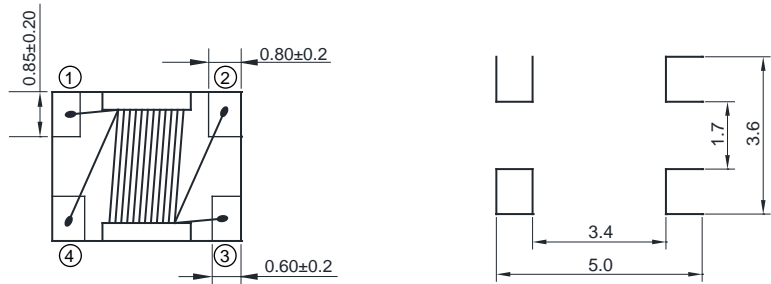
#### APPLICATION

- Ethernet system.

#### Dimensions: [mm]



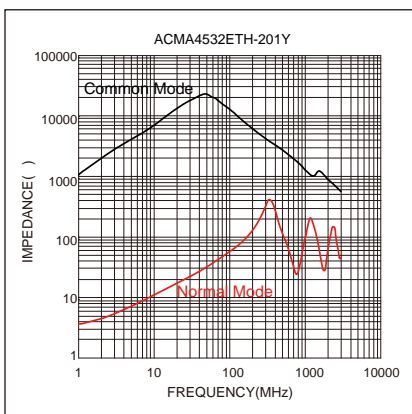
#### Land Pattern: [mm]



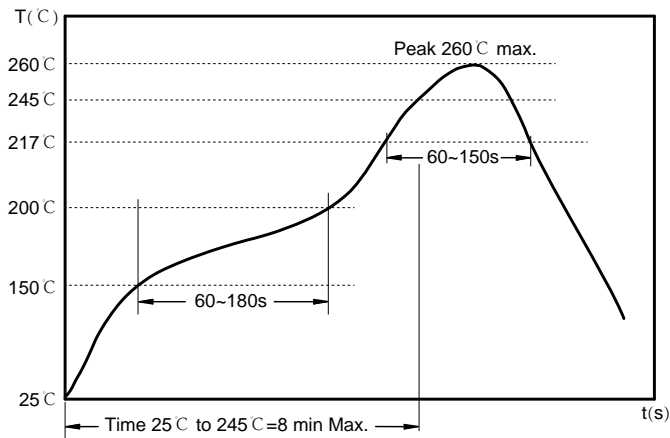
#### Electrical Properties:

ACMA4532ETH-201Y	200	+60/-20%	100	4.5	50	10	Ethernet 100 Base-T1(100Mbps)
------------------	-----	----------	-----	-----	----	----	-------------------------------

#### Typical Electrical Characteristics:



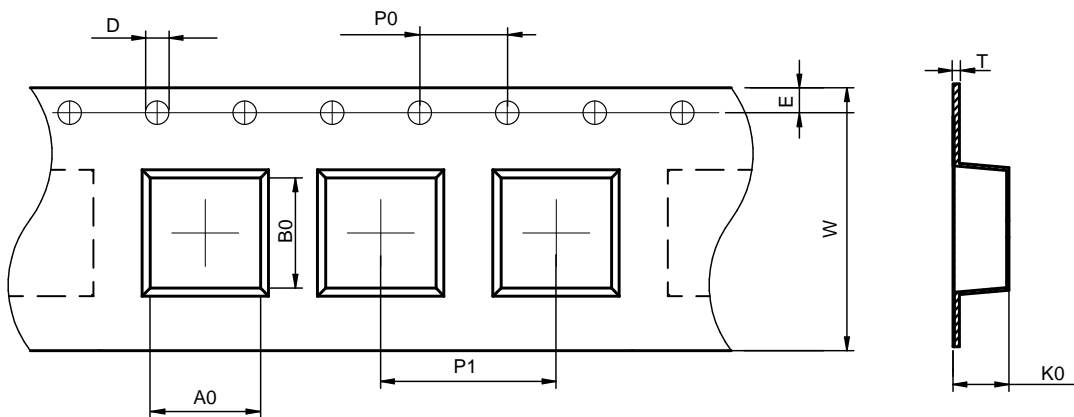
## Soldering Reflow:



Preheat condition: 150 ~200°C / 60~180 sec.  
 Allowed time above 217°C: 60~150 sec.  
 Max temperature: 260°C.  
 Allowed Reflow time: 3x max.

## Packaging Information:

### Tape Dimension:

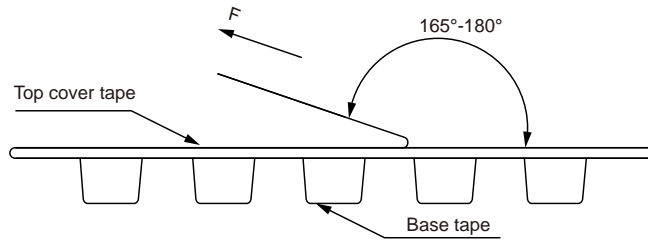


Series	A0 (mm)	B0 (mm)	D (mm)	P0 (mm)	P1 (mm)	W (mm)	K0 (mm)	E (mm)	T (mm)
ACMA4532ETH	3.60± 0.1	4.90± 0.1	1.5± 0.1	4.0± 0.1	8.0± 0.1	12.0± 0.3	3.0± 0.1	1.75± 0.1	0.26± 0.05

### Product Marking:

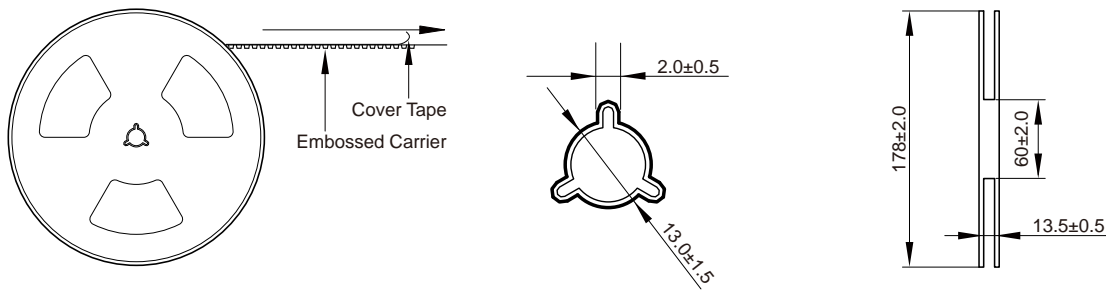
Marking	No printing
---------	-------------

Peel force of top cover tape:

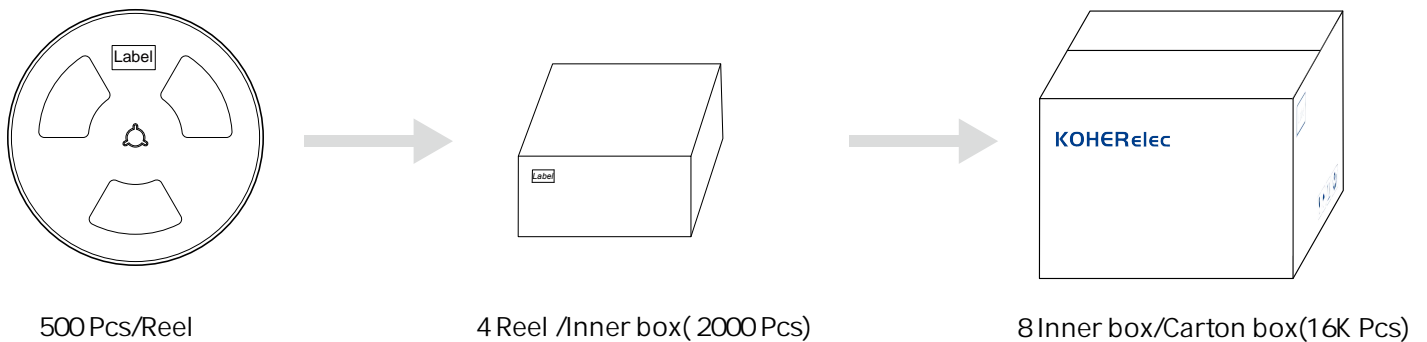


The peel force of top cover tape shall be between 0.14 to 0.78 N

Reel Dimension: [mm]



Packaging Quantity:



## Cautions and Warnings:

### Storage Conditions :

- The storage period is within 12 months after the completion of production. Be sure to follow the storage conditions (temperature: -5 to 35°C, humidity: 75% RH Max). If the storage period elapses, the soldering of the terminal electrodes may deteriorate. The warranty period is one year.
- Product should not be exposed to environment with high temperature, high humidity, dust, corrosive gas and etc.
- Products should be handled with care to avoid damage or contamination from perspiration and skin oils.
- Please always handle products carefully to prevent any damage caused by dropping down or inappropriate removing.

### Operation Instructions:

- Self heating (temperature increase) occurs when the power is turned ON, so the tolerance should be sufficient for the set thermal design.
- Before soldering, be sure to preheat components. The preheating temperature should be set so that the temperature difference between the solder temperature and chip temperature does not exceed 150°C.
- Soldering corrections after mounting should be within the range of the conditions determined in the specifications. If overheated, a short circuit, performance deterioration, or lifespan shortening may occur.
- Generally, Koher might not be familiar with either customer's specific application or actual requests as customer does. As a result customer shall be responsible for checking and confirming whether Koher product with the performance described in the product specification is suitable for using in customer's particular application or not.

### Conformal coating:

- The inductance value may change due to the high cure stress of the resin used for coating or molding.
- An open circuit may occur due to mechanical stress from the resin, its amount, cured shape, or operating conditions.
- Please exercise careful attention when selecting a resin for the coating or molding process.
- Prior to using the coating resin, please verify that no reliability issues are observed.
- When applying conformal coating for product protection, materials with a high shrinkage rate should be avoided. If such materials must be used, it is recommended to apply silicone around the inductor core in a closed loop to prevent the conformal coating from flowing into or penetrating the windings, thereby avoiding open-circuit failures caused by the coating's thermal stress.